

medithera home

I N S T R U C T I O N M A N U A L



medithera home

Table of Contents

Congratulations!	3	Dosing guidelines for wellness	24
Control panel & Description of keys	4	Three tested programs: NATUR, AKTIV and RELAX	26
Important notice	5	M-100 coil mat	27
Packing list	5	M-200 coil cushion	28
Areas of use	5	M-300 Magnetic Pen	29
Inspection guidelines	5	Technical data	30
Signs and symbols	5	Liability and warranty	30
How Medithera works	6	Certification according to annex V paragraph 3 of the 93/42/CE directive on medical products	31
Nature as a model: The Medithera signal	6	Certification according to DIN EN ISO 9001 : 2008	32
Contraindication	8	Certification according to DIN EN ISO 13485 : 2007	32
General information	8	Accessories list	33
Information about the system	8	Maintenance and repair	33
Cleaning and care	9	Troubleshooting	33
Applications for infants and children	9	Warranty certificate	34
Effect	9	Useful information	34
System overview	10	Notes	35
The control unit	11		
medithera home operation modes	11		
Keys and their functions	12		
Set up & Assembly	14		
Programming the control unit	14		
System settings	15		
Contrast setting	16		
Language setting	17		
Turning the control unit on	17		
Administering a treatment manually	17		
Presetting	18		
Program start	18		
Display screen during the course of a program	19		
Memo operation without a chip card	19		
End of program	19		
Operation with a chip card	20		
HomeCard	20		
Saving a wellness program	20		
Activating a wellness program	22		
PowerCard	23		
Program activation from the PowerCard	23		



medithera home

Congratulations!


With medithera home, you have purchased a product that will provide excellent performance for many years.

Read the instruction manual carefully before operating the equipment. This manual contains important information that will allow you to best use the medithera home.

Refer to your retailer if you have any questions.

We take your well-being seriously and hope you enjoy the many benefits our products have to offer.

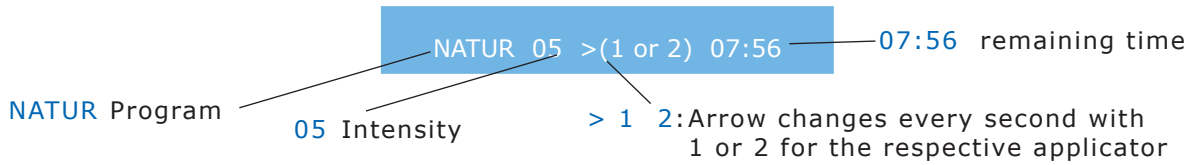
Medithera Medizinische Systeme AG



medithera home

Control panel & Description of Keys

Buttons have Braille markings.



[ON/PROGRAM]

(Turn control unit on / Program Selection Key)




[STOP]

End Program



to



Setting Field Intensity / Program Selection Keys



[SENSITIVE]

Program Selection Key

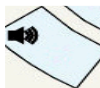


[Applicator]



[CLOCK]

Setting Interval 1 - 59 min.



[SOUND] ON/OFF



[MEMO KEY]

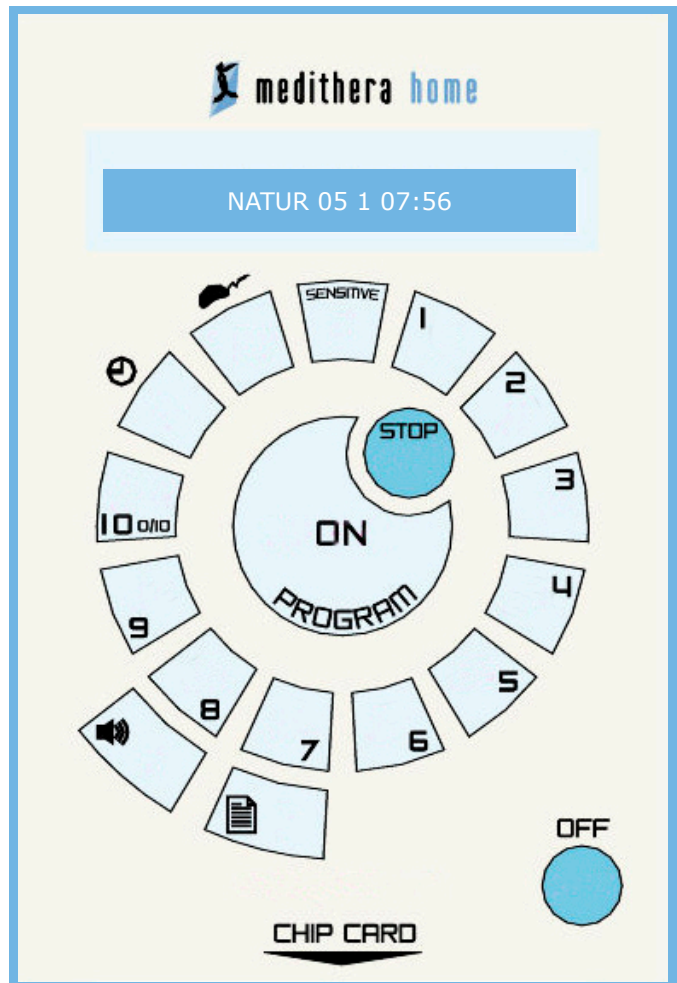
Save Key

(Activate program settings)



[OFF]

Turn control unit off



Chip card

Readable / programmable



Important Notice

This instruction manual is for the medithera home as described in the packing list, status: June 2011.

Packing List

The medithera home consists of:

- Control unit incl. HomeCard
- 2 Coil applicators
 - M-100 Coil Mat (Applicator 1) and
 - M-200 Coil Cushion (Applicator 2)
- Mains adapter Type FW7555M/9 modified
- Instruction manual in English
- M-20 Bag

Areas of Use

The medithera home is for wellness applications.

Inspection Guidelines

EC Guidelines for Medical Products, Appendix V – Medical Products 93/42/EEC

In compliance with the provisions of the law, the following is hereby stated:

Medical Disclaimer: Pulsed Magnetic Field therapy has been proven safe and effective in Europe. No medical claims are made or implied concerning use or application in the United States.

Editor Medithera Medizinische Systeme AG · Höhn

No reproduction, transmission, distribution or storage of the content of this product is allowed, neither wholly nor partially, without the previous written consent of Medithera AG.

Signs and Symbols



Attention:
See accompanying documents.

IP20

IP = Protection norm
DIN EN 60529

2 = Protection against foreign particles: ≥ 12.5 mm diameter

0 = Protection against liquids: no protection



Protection class II

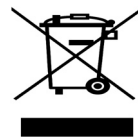
Insulated, casing made of electrically insulated material



Application part Type BF

Insulated application part

All pole breaking by pulling the plug



Once the equipment will no longer be used, remove the power cable and dispose of the components in compliance with current environmental regulations. Refer to your local municipal authorities for further information.



medithera home

How Medithera works

The impulse-triggered magnetic field therapy from Medithera promotes well-being and relaxation and contributes to an improvement in quality of life.

Many of the processes in human metabolism are controlled or influenced by magnetic fields. Magnetic fields play an important role in the transportation of energy sources such as sugar and oxygen to our cells where they can be used as „fuel“. Thus the energy vital for our metabolism is created. In particular the so-called sodium-potassium pump - a protein in the cell membrane which regulates the transport of charged particles and is responsible for the electrical charge of our cells - is controlled by magnetic fields. The sodium-potassium pump is so important for our metabolism that our body uses around a quarter of its total metabolic energy to keep the pump working.

Medithera has recognised the importance of the sodium-potassium pump for the metabolism and bodily functions. During intensive research the development team discovered the precise magnetic fields - or rather the magnetic field frequencies - which activate the pump optimally. With this knowledge the team was able to develop a magnetic field system which contained the correct frequencies. The new system, which is unique worldwide, can create frequencies which are naturally (physiologically) effective and which can target and support the sodium-potassium pump and therefore the metabolism in cells and organs. In this way the body's functions and self-healing powers are optimally activated. Disorders can be gently but effectively counteracted. *



Nature as a model: The Medithera Signal

The Medithera Signal is at the heart of the impulse-triggered magnetic field system from Medithera. It heralds a new era in the medical use of magnetic field therapy. The Medithera magnetic field system is based on nature and is very close to the natural physiological conditions in the organism.

Medithera home is an innovative in-home health and wellness system, which provides you with the opportunity to pro actively promote your health and thereby maintain your energy level via magnetic fields. It produces an automatically controlled pulsating magnetic field. In this way, the entire metabolism is activated, the immune system is stabilised and cell regeneration is improved. The magnetic field penetrates the body, naturally strengthening weakened body functions.

International research studies and user results have not reported any side effects so far.

The medithera home system's control unit uses field intensities which are below WHO limits (at level 5 with about 37.5 micro Tesla for the M-100 Coil Mat and about 35 micro Tesla for the M-200 Coil Cushion) and can be adjusted to suit the needs of any individual. The control unit automatically turns the magnetic field off after 8 minutes or at the end of the specified interval (1 - 59 minutes).

WHO max. 100 micro Tesla (100 μ T) at 50Hz = 1 Gauss
Earth's magnetic field \approx 50 micro Tesla (50 μ T) = 0,5 Gauss



These are the features of the new signal:

- It mimics physiological signals.
- The body's metabolism and self-healing powers can be targeted and supported with the right dosage.
- The impulse uses so-called saw-tooth amplitudes to optimally activate the protein in the cell membranes.
- Between the individual impulses there is a pause („pulse-pause modulation“) which makes the signal biologically more effective. *
- Critical frequencies around 50 Hertz (electronic smog) are consistently filtered out.
- As the various frequencies are collected in „impulse packages“ very different effects can be achieved. The advantage: The system can offer support where it is most necessary.

The Medithera system is noted for its optimal „tuning in“ to the natural processes in the human body. It does not force artificial frequencies onto the body, but rather supports the body's own mechanisms. It helps the organism to help itself.

The following effects* can be achieved:

At the Cell-level:

- improved energy supply to the cells through the activation of tunnel proteins in the cell membrane (in this way oxygen and energy sources such as sugar can reach the cells more easily and can be used there as „fuel“).
- Stimulation of the body's own regulation mechanisms.
- Avoidance of free radicals (aggressive oxygen compounds) through the increased formation of the body's own protection systems.

At the organism level:

- improved circulation also in the smallest veins
- reduced pain
- improved function of the immune system
- improved physical and mental performance
- more vitality and well-being
- improved relaxation and restful night sleep
- optimisation of the effect of orthodox medical or alternative therapies



medithera home

Contraindication

Pregnancy, pacemaker, epilepsy, acute heart rhythm deviations, cardiac insufficiency III/IV, acute fungal and bacterial infections, heavy loss of blood, organ transplants, and electronic brain implants.

Application with limited indication spectrum which requires special attention and monitoring by a physician

Drug-untreated thyroid hyperactivity or hypoactivity, chronic fatigue syndrome, acute hypo- and hypertension, acute diarrhoea.

Persons not receiving treatment should remain at a distance beyond the effective range (approximately 1.5 m) of the device and its applicators. This precaution should also be observed by persons with the above-mentioned conditions.

If you feel or are in fact ill, please consult with a medical doctor who is familiar with magnetic field therapy prior to actual therapy.

General Information

- In case of allergic reactions, always cover the applicator with a non-irritating cloth or paper (also see the "M-100 Coil Mat" and "M-200 Coil Cushion" data sheets, pages 27/28 respectively).
- Measure the blood pressure and pulse before or after the treatment in order to reduce and avoid risks.
- If blood pressure values exceed 160/95 or are under 100/60, a medical doctor familiar with magnetic field therapy should be consulted. Occasionally, an increase in blood pressure has been observed at the beginning of treatment with the medithera home System. If this occurs, please reduce the field intensity by 1 or 2 levels until the body has become accustomed to the program. If necessary, also reduce the application time to 2 minutes and then increase it gradually over time.

- If the pulse is between 60 and 80 beats per minute and blood pressure values are normal, the entire range can be applied. Regular pulse measuring is recommended. However if the pulse is above 90, a reduced application time or a lower field intensity level should be used.
- In case of dizziness, which may also occur at the beginning of a treatment, you should also consider reducing the field intensity by 1 or 2 levels and/or reducing the number of applications to just one per day. Check the blood pressure.
- In the case of chronic illness, an initial post-treatment aggravation can occur, similar to that with homeopathic medicines or natural healing methods. Please do not interrupt the treatment in this case. Initial aggravations are a sign that the treatment is taking effect and/or blockages are being dissolved. If you are in doubt, please do not hesitate to consult us at any time about any of your health concerns.
- A further aggravation may occur after several weeks of treatment with the medithera home. In this case application intervals and field intensity should likewise be reduced and then gradually increased again over time.
- If you are taking medication, please consult a physician because there is sometimes a need to reduce the prescribed dosage after a certain period of time.
- If several applications per day are being administered, it is absolutely necessary that the daily liquid intake is increased, to improve ion transport and to avoid leg cramps.

Information about the System

- Disposal: The system parts must be disposed of properly. Information is available from your local disposal provider.
- The control unit has been inspected in accordance with EN 60601-1-2 EMV. Even if other devices in the room also meet this standard, it is possible that disturbances will occur. Contact the manufacturer for further information concerning handling and installation.
- The control unit may only be operated using the provided mains adapter.



medithera home

- Only insert the applicators when the device is not in operation. The mains adapter should always be plugged in to the mains afterwards, i.e. last.
- The chip card should be removed from the control unit slot after the device has been turned off.
- It is important to protect the device (control unit and applicators) against any electrical discharge (see also "Technical Data", page 30; "M-100 Coil Mat" and "M-200 Coil Cushion" data sheets, pages 27/28 respectively).
- Check that the system is not operated near sources of heat or other metal objects. Since this system uses a magnetic field, metals can interfere with the signal.
- This system should not be operated in extremely humid or hot facilities (see also „Technical Data“, page 30).

Cleaning and Care

Before cleaning the control unit, disconnect it from the mains (pull out the plug)!

Do not immerse in water! The material can be easily disinfected with a wet cloth. In order to avoid damage caused by electrostatic discharges, the coil mat can be cleaned only by means of a moistened cloth (never use a dry cloth). Please make sure that no sharp objects are inserted into the applicators. The system should not be exposed to direct sunlight and should be protected against frost (see also "Technical Data", page 30; "M-100 Coil Mat" and "M-200 Coil Cushion" data sheets, pages 27/28 respectively).

Storage:

When storing the Medithera system, the full body mat should be folded into thirds. Make sure there is no weight on the top of the folded mat. The pillow should only be bent in the middle.

Placing Mat under a Mattress:

The mat can be placed under a mattress that is no thicker than 8 inches. In such cases the applicator should be set on a higher intensity.

Applications for Infants and Children

- The medithera home should not be used with small children without the prior

consultation of a physician familiar with magnetic field therapy.

- Children under 12 years of age should not be allowed to use the system without adult supervision.
- For children between the ages of 2 and 12: An intensity setting of no more than Level 3 should be used.
- For infants: Only use the "Sensitive" intensity setting and the coil cushion.

Effect

Medithera home is an innovative in-home health and wellness system, which provides you with the opportunity to proactively promote your health and thereby maintain your energy level via magnetic fields. It produces an automatically controlled pulsating magnetic field. In this way, the entire metabolism is activated, the immune system is stabilised and cell regeneration is improved. The magnetic field penetrates the body, naturally strengthening weakened body functions.

International research studies and user results have not reported any side effects so far.


The medithera home system's control unit uses field intensities which are below WHO limits (at level 5 with about 37.5 micro Tesla for the M-100 Coil Mat and about 35 micro Tesla for the M-200 Coil Cushion) and can be adjusted to suit the needs of any individual. The control unit automatically turns the magnetic field off after 8 minutes or at the end of the specified interval (1 - 59 minutes).

WHO max. 100 micro Tesla (100µT) at 50Hz = 1 Gauss
Earth's magnetic field ≈ 50 micro Tesla (50µT) = 0,5 Gauss



medithera home

System overview



Height: 110 mm
Width: 245 mm
Depth: 240 mm
Weight : 1060 gr.



medithera home

The Control Unit

The control unit generates a variable pulsating magnetic field through the applicators that generate a well-defined frequency pattern, which supports and stimulates the body's functions.

The field intensities/frequencies are adjusted to the cell group in question, according to the vital parameters and the particular indication. Due to the fact that the user's electro sensibility will vary depending on his/her respective state of health and blood acidity levels, field intensities can be adjusted accordingly and an optimal effect can be achieved. Use the selection keys [1] to [5] (Power-Mode: to [10]) to choose the desired magnetic field intensity or [SENSITIVE].

The control unit, unless it has been individually programmed for a duration period lasting between 1 to 59 minutes, will automatically turn the magnetic field off after 8 minutes and a signal tone will be made. The positive physiological effects which can be initiated by the medithera home magnetic field application in a healthy organism will continue for a period of up to 8 hours after the session.

For other possible settings see "Dosing Guidelines for Wellness" on page 24.



medithera home operation modes

The medithera home instrument can be operated in three different modes:

Wellness Mode	Power Mode
---------------	------------

The system is set on the wellness mode by default. In this case, private users do not have to modify settings. The NATUR, AKTIV and RELAX programmes can be used with intensity levels 0.75 μ T to max. 37.5 μ T. Practical data show that these programmes and intensity levels are sufficient to guarantee an effective wellness treatment. By means of a 'Power Card', provided by a Medithera medical professional, you can access and use intensities up to 75 μ T.




medithera home

Keys and their functions

[ON/PROGRAM] Instrument start-up.

Press when the control unit is on: program setting: choice of therapy program NATUR, AKTIV or RELAX. Hold [ON/PROGRAM] or press repeatedly until the desired program is shown on the display screen. If no program is chosen, the standard NATUR program will be administered.



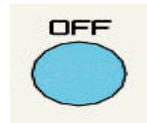
[STOP] Stop

If you press this key when a program is in use you stop the program.



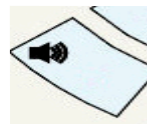
[OFF] Off

Press in "SELECT" menu: control unit is turned off.



[SOUND]

Therapy Setting: On/Off of signal tone.



[CLOCK]

Pre-setting: choice of program duration (1 - 59 minutes). Hold [CLOCK] or press repeatedly until the desired duration is shown on the display screen. This duration applies for the subsequent program. If no duration is set, the standard duration of 8 minutes will apply.



medithera home

[APPLICATOR]


Treatment pre-setting: choice of applicator. Hold [APPLICATOR] or press repeatedly until the desired applicator is shown on the display screen. The chosen applicator applies for the subsequent therapy. If no applicator is chosen, the standard applicator, Applicator 1, will be activated

(Applicator 1: M-100 Coil Mat / Applicator 2: M-200 Coil Cushion).



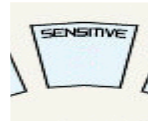
[1] ... [5]

Set signal intensity and start program



[SENSITIVE]


Set signal intensity Sensitive and start program.



[MEMO]

Repeat previous program, start program

With inserted chip card: save and/or activate therapy programs recorded on the card (see chapter "Operation with Chip Card", page 20).



medithera home

Set Up & Assembly

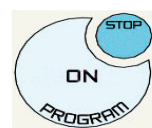
The Medithera equipment has been tested in the factory before shipment. Check the packaging to ensure that all items have been received damage free.

1. Unfold the large mattress and place it on a bed, sofa or chair. The top of the mattress is where the cable is connected.
2. Insert one or two applicator plugs into the jacks for Applicator 1 and/or Applicator 2. If you are only inserting one applicator, please use the jack for Applicator 1 (standard jack). Applicator 1 = Coil Mat, Applicator 2 = Coil Cushion. Applicators cannot be used at the same time.
3. Insert the power adapter plug into the jack labelled "DC 9V" on the back side of the medithera home's control unit. Then plug the mains adapter into the mains socket.

Programming the Control Unit

- Turn the system on by pressing [ON/PROGRAM].
- The text will appear on the illuminated display screen.
- Subsequently, all system functions will be checked automatically. The display screen shows (X.Y = definable variable for current software version).
- If everything is functioning correctly, the following message will appear.

[] = Press the key
"....." = Text on the display screen



medithera home

SYSTEMCHECK X.Y.

01.05.06 12:34

SYSTEM OK

If an error occurs, the control unit sends an error code and shuts itself off. If this happens repeatedly, contact your service partner. The control unit also checks if the applicators are plugged in and indicates if one applicator is missing or defective. If the chosen applicator is missing, therapy will not be initiated. Plug the applicators in to start the therapy.

- Afterwards the display screen will show:

12:34 [SELECT]

(12:34 actual time)

In case the time indicated on the display screen is incorrect, it can be reset (see chapter "Date and Time Entry", page 15).

The control unit is ready for operation. Please type in an entry.



System Settings

The following settings are possible:

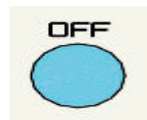
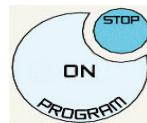
Setting the Date and Time

(optional, not necessary to run a treatment)

After the control unit has been connected to the mains, the system starts automatically and checks all of the functions. If the wrong Date/Time appears on the display screen (e.g. during a change to Daylight Saving Time) you can correct this as follows:

1. [OFF] key: press to turn the control unit off again.
2. Now press the [CLOCK] key and hold it while simultaneously pressing [ON/PROGRAM].
3. Only release the [CLOCK] key when "DATE: 01.01.00" finally appears on the display screen. Now use the [1] - [10] keys to enter the day, month and year, using [10] to enter "0". The cursor will continue to blink until the entry is completed and will then automatically branch to the next position
4. After entering the date, enter the time. The message "TIME: 00:00" will appear on the display screen. Using the keys [1] - [10], enter the time (hour and minutes), using [10] to enter "0". The cursor will continue to blink until the entry is finalised, and then automatically branch to the next position
5. After date/time have been entered, the system start program will continue. The new date/time setting will remain visible on the display screen for a period of 2 seconds.

The system is ready for operation when it returns to the "SELECT" menu.



DATE: 01.01.00



TIME: 00:00



SYSTEMCHECK X.Y.

01.05.06 12:34

SYSTEM OK

12:34 [SELECT]



medithera home

Contrast Setting

If you wish to optimise the contrast, you must take the following steps:

1. Press [OFF] to turn off the control unit.
2. Now press [1] and hold the key while simultaneously pressing [ON/PROGRAM].
3. Hold [1] until the message "CONTRAST SETTING" appears for 2 seconds on the display screen.

4. Afterwards, the following appears on the display screen:

Signs and Symbols

230= The current contrast parameter. The contrast parameter on your control unit may be different.

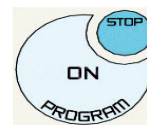
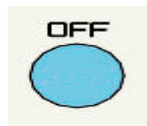
1=+ = Increase contrast. Hold [1] until you have a contrast that is optimal for you. The digit representing the contrast parameter will change accordingly.

2=- = Decrease contrast. Hold [2] until you have a contrast that is optimal for you. The digit representing the contrast parameter will change accordingly.

The maximum possible contrast parameter you can set is 255.



5. To complete the contrast setting and to save the current parameter press [STOP].
6. After the contrast has been set, the system start will be continued. The control unit is ready for use when it is in the "SELECT" menu.

[] = Press the key
"....." = Text on the display screen



CONTRAST SETTING

1= + 2=- 230



1= + 2=- 255




12:34 [SELECT]



Language Setting

1. While the control unit is still off, hold [STOP] while simultaneously pressing [ON/PROGRAM].
2. Hold the [STOP] key until "DEU [1] - CONTINUE [0]" appears on the display screen. If you press [10], the display screen will change as follows:
DEU [1] CONTINUE [0] = German Version
ENG [1] CONTINUE [0] = English Version
FRA [1] CONTINUE [0] = French Version
ITA [1] CONTINUE [0] = Italian Version
SPA [1] CONTINUE [0] = Spanish Version
i.e. the user can choose the following languages:
German, English, French, Italian and Spanish.
3. In order to choose a language press [1].
4. Afterwards, the system start will be continued. The message on the display screen will be in the chosen language. The system is ready for operation when it is in the "SELECT" menu again.
5. If you have chosen German e.g., this will appear on the display screen:

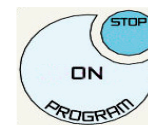


Administering a treatment manually

Turning the control unit on

Turn the control unit on, press [ON/PROGRAM] once.
After the control unit is turned on, the system is automatically checked.

After the system starts, the control unit is in the "SELECT" menu.



medithera home

Presetting

Select therapy program

Press [ON/PROGRAM] until the desired program appears on the display screen (NATUR, AKTIV or RELAX).

[] = Press the key
"....." = Text on the display screen



NATUR

Preselection of therapy duration

Hold the time key [CLOCK] or press it until the desired length of time is indicated (1..59 minutes).

(Standard without activation: 8 minutes.)



[DURATION]: 01min

Select Applicator

Press key: the chosen applicator (1 or 2) is indicated.

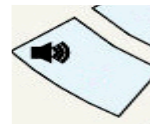


[APPLICATOR 1]

Sound On/Off

Press key: the setting will be saved on a **long term basis**. Please note that if the „Sleep” function is selected, sounds are disabled.

Now you can select the application desired.



[SOUND] = OFF

[SOUND] = ON

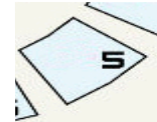

Program Start

If the chosen applicator is not in the jack, i.e. missing, the program will not start.

For possible settings see “Dosing Guidelines for Wellness” on page 24.

Starting the standard program

by pressing the [1] - [5] key to enter the signal intensity of choice 1..5 (Levels 6 - 10 are only authorised for the physician in charge or by means of a “PowerCard”).



INTENSITY: 01

NATUR 01 > 07:59

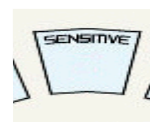
(Example of a display screen message)

for the NATUR program with intensity 1

or

Sensitive Start

by pressing the [SENSITIVE] key for Sensitive setting



SENSITIVE

(Example of a display screen message for this application.)

NATUR SE < 04:09



medithera home

or
repeat last program
by pressing the [MEMO] key

Display screen during the course of a program

Example

NATUR = chosen treatment program: NATUR


SE = chosen signal intensity: SENSITIVE

< > or 1 or 2 = magnetic field polarity

the direction of the arrow changes every 2 minutes. The arrow changes every second with number 1 or 2, depending on which applicator (M-100 Coil Mat or M-200 Coil Cushion, Appl. 1 or Appl. 2) is on.

04:09 = remaining time: min:sec

[] = Press the key
"....." = Text on the display screen



NATUR SE < 04:09

Memo Operation Without a Chip Card

If you are operating the control unit without a chip card, you can use the [MEMO] key to repeat the last program incl. all the respective settings (duration, field intensity, Sound, applicator, ...). The program is automatically recorded.



End of Program

Automatic End of Program

If the programmed treatment time runs out, the treatment will end automatically. The program will return to the "SELECT" menu.

12:34 [SELECT]

Ending the Program manually

If the [STOP] key is pressed while the program is running, the treatment will be finished immediately and prematurely. The program will return to the "SELECT" menu.

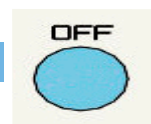


PROGRAM END

Turning the control unit off

Press [OFF] in the "SELECT" menu to turn the control unit off.

12:34 [SELECT]



medithera home

Operation with a Chip Card

The following chip cards are available for use with the medithera home system's control unit:

- HomeCard (Wellness)
- PowerCard

HomeCard

4 programs can be saved.

The HomeCard can be programmed for individual use for prevention purposes (only for healthy persons) either by an medithera home medical products consultant or by the individual himself.



Saving a Wellness Program

You can easily save up to 4 program settings on an HomeCard.

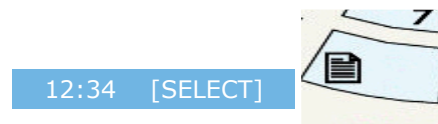
After turning the system on, insert the chip card all the way into the slot at the front of the control unit. (Please remove the chip card after turning the control unit off).

The operating control unit will automatically recognise the HomeCard, which will appear on the display screen.




Program the control unit as follows:

1. To save a program including all of its settings on the HomeCard, press [MEMO] for 3 seconds, while the message "12:34 [SELECT]" is on the display screen, until "SAVE [1 .. 4]" appears.



Now choose one of the 4 memories using the keys [1] - [4]. Any existing programs will be overwritten.



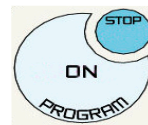
[] = Press the key
"....." = Text on the display screen



medithera home

[] = Press the key
"....." = Text on the display screen

2. Use [ON/PROGRAM] to select the desired program: NATUR, AKTIV or RELAX.



AKTIV

3. Choose the duration (from 1 – 59 min.) via the [CLOCK] key.




[DURATION]: 06min

4. Choose the desired applicator (1 or 2) via the [APPLICATOR] key.



[APPLICATOR 1]

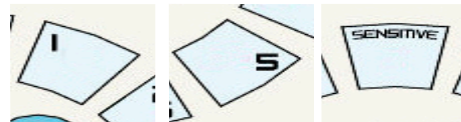
5. If needed, you can turn the signal sounds on or off via [SOUND].



[SOUND] = OFF

[SOUND] = ON

6. End programming by setting the field intensity via the keys [1] - [5] or [SENSITIVE].



7. The settings are now saved and the program will return to the "SELECT" menu.

SAVED

12:34 [SELECT]

To save other programs repeat the procedures described above in points 1 – 6.



medithera home

Activating a Wellness Program

1. Insert the chip card into the control unit slot. A programmable HomeCard will be automatically recognised by the control unit and the card type will be shown on the display screen.
2. To activate a therapy program that has already been saved, press [MEMO].
3. "LOAD [1..4]" will appear on the display screen.
4. To replay a saved program press one of the keys [1] - [4].
5. The chosen program will start.

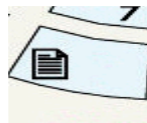
Example NATUR Program, Level 4,
1= M-100 Coil Mat
Time: 7.59 minutes,
counting backwards

6. [STOP] allows you to interrupt or end the program before time. The programmed settings will nevertheless remain saved on the HomeCard.

The message "MEM EMPTY" displays if no settings are saved.

[] = Press the key
"....." = Text on the display screen

HOMECARD



LOAD [1 .. 4]



INTENSITY: 04

NATUR 04 1 7:59



PowerCard

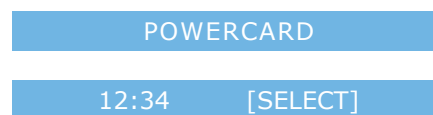
The PowerCard is meant for professional users. The card enables the use of all medithera home intensity levels. Similarly, these settings can be saved on the PowerCard so that patients may activate them at home.



Four programmes can be saved in the memory preset positions 1..4 on the PowerCard (like the HomeCard). The number of applications cannot be reduced. The intensity levels 6 - 10 can be activated only if the PowerCard is inserted in the instrument.

Program activation from the PowerCard

1. Insert the chip card into the control unit slot. A programmable PowerCard will be automatically recognised by the control unit and the card type will be shown on the display screen.



2. To activate a program that has already been saved, press [MEMO].



3. "LOAD [1..4]" will appear on the display screen.



4. To replay a saved program press one of the keys from [1] - [4].



5. The chosen program will start.

Example NATUR Program, Level 7,
1= M-100 Coil Mat
Time: 7.59 minutes,
counting backwards



6. [STOP] allows you to interrupt or end the program before time. The programmed settings will nevertheless remain saved on the PowerCard.



medithera home

Dosing Guidelines for Wellness

These applications can be used at home and without on-site medical supervision, if there are no contraindications. The following table shows the maximum intensity levels allowed. For prevention goals, we recommend three applications per week. Please also follow the general instructions on page 8.

Area of Application	Program	M-100 Coil Mat		M-200 Coil Cushion		Times / day
		Intensity	Minutes	Intensity	Minutes	
Alertness (increase)	NATUR	3	9	only full body treatment		1 x
Back pain Chest Area	NATUR	only local treatment		5	4 - 8	2 x
Back pain Lumbar region	NATUR	only local treatment		5	10 - 12	2 x
Back pain Neck area	NATUR	only local treatment		5	4 - 8	1 x
Body's defences, gen. increase	RELAX	1 - 2	8	only full body treatment		2 x
Circulation problems general	AKTIV	3	12	only full body treatment		1 x
Deep Relaxation	RELAX	1 - 2	8	only full body treatment		1 x
Depression (combating)	RELAX	2	12	No evidence exists		2 x
Discomfort Foot	AKTIV	3	12	3	5 - 16	1 x
Discomfort Hand	AKTIV	3	8	3	5 - 15	1 x
Fair weather-response	AKTIV	2	8	only full body treatment		1 - 2 x
Fatigue, general	NATUR	Sensitive	12	only full body treatment		2 x
Headache (tension)	NATUR	2	9	Sensitive	7 - 19	1 x
Increase in vitality, general	AKTIV	3	12	only full body treatment		2 x
Joint pain	NATUR	3	8	5	12 - 24	2 x
Learning ability (increase)	AKTIV	1 - 2	8	No evidence exists		2 x
Migraine (occasional)	NATUR	3	8	5	7 - 14	1 x
Muscle pain, general	NATUR	3	10	3	8 - 10	2 - 3 x
Muscle pain, Lumbar region	NATUR	3	10	2	8 - 20	1 x
additional	NATUR			5	12 - 24	2 x
Muscle pain, Neck region	NATUR	only local treatment		3	12 - 14	1 x
Muscle pain, Upper arm	NATUR	only local treatment		5	8 - 16	3 x



Area of Application	Program	M-100 Coil Mat		M-200 Coil Cushion		Times / day
		Intensity	Minutes	Intensity	Minutes	
Muscle pain, Upper body	NATUR	only local treatment		5	4 - 8	1 x
Muscle pain, Thigh	NATUR	only local treatment		5	10 - 12	3 x
Muscle pain Lower arm	NATUR	only local treatment		5	9 - 18	2 - 3 x
Muscle pain, Lower leg	NATUR	only local treatment		5	8 - 19	2 x
Over-exertion (physical)	NATUR	3	10	only full body treatment		2 x
Over-exertion (psychological)	NATUR	Sensitive	12	only full body treatment		2 - 3 x
Relaxation, general	RELAX	2 - 3	8	only full body treatment		2 x
Relaxation through sleep	NATUR	1	12	Darkness		1 x
Scar pain	NATUR	only local treatment		5	5 - 12	2 x
Sensitivity to weather	NATUR	2 - 4	9	Sensitive	10 - 19	1 x
Sleeping disorders	NATUR	1	12	No evidence exists		1 x
Sport Relaxation	RELAX	2	10	only full body treatment		2 - 3 x
Sport Vitality Training	AKTIV	5	8	only full body treatment		3 x
Sprains	NATUR	3	8	5	12 - 24	2 - 3 x
Stress situation alleviate	NATUR	5	8	only full body treatment		
Tension general	NATUR	2	9	2	10 - 20	2 x
Jet lag	A11	This indication may be called up only by means of the "electronic prescription"				

Please make sure to drink sufficiently before and after the application in order to optimise the natural hydrologic balance.



medithera home

Three tested programs: NATUR, AKTIV and RELAX

Based on tested therapy signals, there are 3 therapy programs in the medithera home system magnetic field devices with adjustable intensities, from "Sensitive" through to "1" to "10".

The following programs can be chosen:

The NATUR Program

This program is a classic all-round program that – depending on the intensity – has different effects.

For example, it can be used for targeted disease prevention purposes. Noticeable improvements in individuals' well-being and fitness levels can be achieved.

In addition, this program can be used by physicians in clinics and surgeries for therapeutic purposes. Among other things, this basic program stimulates the metabolism, thereby activating the cells and cell groups.

The AKTIV Program

Areas of Application: Increase vitality, increase attention span, decrease sensitivity to weather, etc.

The AKTIV program is based on special frequencies that can increase the performance of the cell membrane and enhance the functions of a cell, so that the energy balance and performances of a cell are actually improved.

To this end, specific frequencies are filtered from the NATUR program that can optimise the cell features.

Nature is the reference which can be used as guidance for these frequency spectres.

The RELAX Program

Areas of Application: Relaxation, stimulation of the immune system, alleviation of sleeping disorders

In the RELAX program mode, frequencies are used that can actually relax the body.

Private users can start the RELAX program at the "Sensitive" and "1" to "4" intensities. Higher levels can only be applied in individual cases via the PowerCard and with the physician's prior consent

I.e., if you press any of the keys from [5] to [10], the message "MAXIMUM =4" will appear in the display screen.



M-100 Coil Mat

The M-100 coil mat produces a magnetic field of different intensities (depending on the Level 1 to 10 or Sensitive). At Setting "1" the magnetic field intensity is approx. 7.5 μT ; at the "Sensitive" setting the intensity is 0.75 μT ; at Setting "10", the magnetic field intensity goes up to 75 μT .

The intensity of the magnetic field is at its highest in the centre of the M-100 coil mat and decreases towards the edges.

For especially tall people - over 1.80 m: it is acceptable for the head to rest beyond the upper edge of the mat because the magnetic field extends approximately 0.5 m beyond the length and width of the mat and approximately 1.2 m above and below it. The body is wrapped in the magnetic field so that all areas of the body are evenly stimulated.

WHO max. 100 micro Tesla (100 μT) at 50Hz
= 1 Gauss
Earth's magnetic field \approx 50 micro Tesla (50 μT)
= 0.5 Gauss

Intensities in micro Tesla (field intensity) measured directly on the applicator with a $\pm 10\%$ tolerance setting:

Level	M-100 Coil Mat (μT)
Sensitive	0.75
1	7.5
2	15
3	22.5
4	30
5	37.5
6	45
7	52.5
8	60
9	67.5
10	75

Please note that the Levels 6 – 10 cannot be recalled by a private user with medithera home. These Settings can only be set by means of a special card (PowerCard).

Cleaning and Care

Before cleaning the control unit, disconnect it from the mains.

Do not immerse in water! The material was tested and authorised for medical use. It can be easily disinfected with a wet cloth.

In order to avoid damage caused by electrostatic discharges, the coil mat can be cleaned only by means of a moistened cloth (never use a dry cloth). Before the application people who are electrically "charged" must "discharge" on a metal surface. The coil mat cannot be placed over the floor (carpet or other) because it could become charged.

Please make sure that no sharp objects are inserted into the coil mat. The system should not be exposed to direct sunlight and should be protected against frost (see also "Technical Data", page 30).

Material

Width: 700 mm
Length: 1750 mm
Height: 10 mm
Material: Skai Tundratexo blue

Suitable for medical applications.



medithera home

M-200 Coil Cushion

The M-200 coil cushion is used for local applications on individual areas of the body. For example, the coil cushion can be wrapped around the knee.

A two step therapy has been found to be effective for many indications:

- Step 1: "Full body therapy" – the patient lies on the M-100 coil mat.
- Step 2: "Local therapy" with the M-200 coil cushion

If this option is chosen, the Full body therapy is always performed first followed immediately by the chosen local therapy.

The M-200 coil cushion generates a magnetic field of varying intensity, as seen in the table below. The magnetic field is at its highest in the centre of the M-200 coil cushion and decreases toward the edges.

WHO max. 100 micro Tesla (100 μ T) at 50Hz
= 1 Gauss
Earth's magnetic field \approx 50 micro Tesla (50 μ T)
= 0.5 Gauss

Cleaning and Care

Before cleaning the control unit, disconnect it from the mains.

Do not immerse in water! The material was tested and authorised for medical use. It can be easily disinfected with a wet cloth.

In order to avoid damage caused by electrostatic discharges, the coil cushion can be cleaned only by means of a moistened cloth (never use a dry cloth). Before the application people who are electrically "charged" must "discharge" on a metal surface. The coil cushion cannot be placed over the floor (carpet or other) because it could become charged.

Please make sure that no sharp objects are inserted into the coil cushion. The system should not be exposed to direct sunlight and should be protected against frost (see also "Technical Data", page 30).

Material

- Width: 330 mm
Length: 520 mm
Height: 10 mm
Material: Skai Tundratexo blue

Suitable for medical applications.

Intensities in micro Tesla (field intensity) measured directly on the applicator with a $\pm 10\%$ tolerance setting:

Level	Coil Cushion M-200 (μ T)
Sensitive	0.75
1	7.5
2	14
3	21
4	28
5	35
6	42
7	49
8	56
9	63
10	70

Please note that the Levels 6 – 10 cannot be recalled by a private user with medithera home. These Settings can only be set by means of a special card (PowerCard).



M-300 Magnetic Pen

From a single local source, the magnetic field pen produces a conic-shaped magnetic field which is strongest at the tip of the pen.

Local application

Preferred for small joints (fingers, jaw, elbow), local pain (e.g. tennis elbow) or indications in the head area (eyes, ears, jaw and sinuses). Intensity and duration are chosen in the same manner as with the coil cushion.



Intensities in micro Tesla (field intensity) measured directly on the applicator with a $\pm 10\%$ tolerance Setting:

Level	M-300 Magnetic Pen
Sensitive	0.15
1	1.5
2	3
3	4.5
4	6
5	7.5
6	9
7	10.5
8	12
9	13.5
10	15
Intensive	30

Please note that the Levels 6 – Intensive cannot be recalled by a private user with medithera home. These Settings can only be set by means of a special card (PowerCard).

Magnetic Acupuncture

This is especially suited for children and adults who are afraid of needles. Also suited for acupuncture massage.

Toning

1 minute per acupuncture point, Levels 8-10 NATUR program (TP A1).

Sedation

3 minutes per acupuncture point, Levels 1-2 NATUR program (TP A1).

Maximum Therapy Duration according to therapeutic needs

Prescribed Times of the Day:

None. Exception: head area (only low intensities in the evening).



	Control Unit
	Supply voltage 9V DC
	Mains voltage 110 / 230 V
	Mains frequency 60 / 50 Hz
	Power input 10 W max., use original mains adapter only!
	Operating mode Continuous operation
Operating temperature (operating conditions)	+ 10 °C to + 40 °C
Relative humidity (operating conditions)	30 - 75 % non-condensing
	Air pressure 700 - 1060 nPA
Storage temperature + transport conditions	0 °C to + 70 °C
	Applicator connection 2 x 3 pol. – 6.3 jack
	Protection class II
	Protection BF (against electric shock) IP 40
Intensity level, Settings	Keys 1 - 10 + Sensitive setting
Intensity display screen	1 * 16 Characters LCD
	Application time Standard 8 minutes (switches off automatically) 1 to 59 minutes individual setting
	Appl. pole change Every 2 minutes while the program is running
	End of application Automatically or manually using the [STOP] key
Application current	approx. 1600 mA at Level 10 approx. 75 µT approx. 160 mA at Level 1 approx. 7.5 µT linear approx. 16 mA with "Sensitive" setting
	Applicator 1 M-100 Coil Mat
	Applicator 2 M-200 Coil Cushion
Magnetic field intensity	max. 75 µT for M-100 Coil Mat max. 70 µT for M-200 Coil Cushion
	Casing ABS / PC
	Manufacturer Medithera AG, Lindenstraße 22, D-56462 Höhn

Liability and Warranty

- The manufacturer provides a warranty in accordance with the current legislation provided the maintenance, care and repair instructions, as described on pages 8, 27, 28, 33 and 34 of this manual, are observed. The warranty lasts 36 months from the date of purchase. Otherwise, any claims will be null and void.
- All accessories, especially the plug-in mains adapter, must be authorized by the manufacturer, otherwise claims against the manufacturer will be null and void
- The manufacturer reserves the right to change the construction of the device at any time. Your medical products consultant will provide you with information regarding what is included in the standard delivery as well as current pricing.



Certification according to Annex V Paragraph 3 of the 93/42/CE directive on medical products

Enclosure of EC-Certificate
(Production quality assurance system)
according to annex V, Medical Devices Directive 93/42
Certificate No.: CQ062581-V

Manufacturer



Medithera
medizinische systeme ag
Medithera
Medizinische Systeme AG
Lindenstraße 22
D-56462 Höhn, Germany

Medical devices concerned:

Name of product	UMDNS	class
magnetic field therapy equipment M-1000	12-415	Ila
Medithera home	12-415	Ila
Medithera medical	12-415	Ila

This annex replaces the annex of the Certificate No. CQ053361-V from 02 December 2005.

CE 0535

Accreditation granted by
Zentralstelle der Länder
für Sicherheitstechnik



ZLS
ZLS-ZQ-238/04

Darmstadt, 15 September 2006



Certification Body



EUROCAT Institute for Certification and Testing GmbH, Darmstadt page 1 of 1

certificate



EC-Certificate
(Production quality assurance system)
according to annex V, section 3
Medical Devices Directive 93/42/EEC

It is herewith confirmed by the
Notified Body
**EUROCAT Institute for
Certification and Testing**
Quarat®Center, Wittichstraße 2
64295 Darmstadt, Germany
Identification No. 0535

that the manufacturer



Medithera
medizinische systeme ag
Medithera
Medizinische Systeme AG
Lindenstraße 22
D-56462 Höhn, Germany
concerning the medical device
(products/variants specified in enclosure)
fulfills the requirements according to
Annex V, section 3, Medical Devices
Directive 93/42/EEC. The manufacturer
has established a quality assurance
system for the production and final
inspection of specified devices.

The enclosure is part of this certificate
and contains 1 page.

Date of initial registration:
02 December 2005.

Based on the periodical surveillance the
certificate is valid until 19 June 2010.

Certificate No.: CQ062581-V




Darmstadt, 15 September 2006

Certification Body



medithera home

Certification according to DIN EN ISO 9001 : 2008

Certification according to DIN EN ISO 13485 : 2007

certificate



EUROCAT Institute for Certification and Testing
Quarat® Center * Wittichstraße 2
64295 Darmstadt, Germany

herewith confirms, that the company



Medithera
Medizinische Systeme AG
Lindenstraße 22
56462 Höhn, Germany

has established a **quality management system** for the **production, distribution, installation and servicing of medical devices.**

An audit has given evidence that the quality system is in compliance with the requirements of **DIN EN ISO 9001 : 2008.**

Date of initial registration:
19 September 2004.

Based on the periodical surveillance the certificate is valid until 18 September 2012.

Report No.: BQM09274TK01
Certificate No.: **CQ093522-9**

Certification Body



Translation



EUROCAT Institute for Certification and Testing
Quarat® Center * Wittichstraße 2
64295 Darmstadt, Germany

herewith confirms, that the company



Medithera
Medizinische Systeme AG
Lindenstraße 22
56462 Höhn, Germany

has established a **quality management system** for the **production, distribution, installation and servicing of magnetic field therapy equipment.**

An audit has given evidence that the quality system is in compliance with the requirements of **DIN EN ISO 13485 : 2007** (EN ISO 13485 : 2003 + AC : 2007).

Date of initial registration: 19 September 2004.

Based on the periodical surveillance the certificate is valid until 17 December 2014.

Report No.: BQM09274TK01
Certificate No.: **CQ093522-13**

Certification Body



Translation



Darmstadt, 18 December 2009



Accessories list

Components contained in the packing list (see page 5) can be ordered when necessary. The list is constantly updated; please contact your retailer if interested.

Maintenance and Repair

No special maintenance and inspection are necessary. The warranty does not cover accidental or non-accidental damage. The operator (user) should inspect the device regularly. If there is any damage to the device, contact the manufacturer and verify if it is necessary to return the device for checking and/or repairing. Do not use the control unit until the problem has been resolved! The warranty does not cover accidental or non-accidental damage.

Repairs should only be made by the manufacturer or authorised personnel, otherwise the warranty will be null and void.

The system should only be used for the purpose stipulated here. In addition, only original spare parts should be used.

The control unit should never be opened. This will void the warranty.

Prior to seeking a warranty claim, please follow the procedures contained in the Troubleshooting section of this manual.

When returning the product for repair, please ensure that it is well packed to protect it from damages during transport. Remember to insure it prior to shipping. Please contact Body Fields USA before you return your unit. Repairs should be mailed to the address below.

Repair Mailing Address USA
Body Fields USA
Product Return Department
1645 S. River Road, Suite 5
Des Plaines, IL 60018

Toll Free: 877-354-7152
ax: 847-299-8452

Troubleshooting

If the control unit does not switch on after the **[ON/PROGRAM]** key has been pressed, check the power supply for the following:.

- Has the mains adapter plug been correctly inserted into the socket?
- Is the mains adapter jack correctly inserted into the control unit?
- Is the green light diode for the mains adapter plug on?
- Is there voltage at the mains outlet (check the mains fuse)?

“[Appl 1 missing]”

- Was the applicator correctly connected?
- Change the applicators on each connection; contact your retailer if the error continues to be displayed.

The signal sound is off

- The signal sound was turned off during the previous session. Press the **[SOUND]** key to turn the signal sound on.



medithera home

Useful information about medithera home:

The medithera home device can be operated up to a maximum intensity Setting of 37.5 μ T. With PowerCard 75 μ T.

Warranty Certificate

Magnetic field therapy devices are devices which have been manufactured with the utmost care.

The warranty has a duration of 36 months from the date of purchase.

The warranty covers free replacement with a corresponding instrument or the repair of any parts that need to be replaced due to manufacturing or material defects. For wear and tear parts (e.g. the battery), this warranty is valid for 6 months from the date of purchase.

Any legitimate claims made during the warranty period do not entitle the customer to any prolongation of the 36-month warranty period.

Not covered by this warranty are: normal wear and tear, consequences from mishandling, misuse or damage by the purchaser or third parties as well as damages attributable to external events such as opening the control unit or the use of unauthorised mains adapters.

If you want to make a claim under the warranty, please bring the entire system, the repair order, including a copy of the original purchase invoice back to the organisation where you bought the machine (or directly to Medithera AG).

If the warranty is not applicable, Medithera AG reserves the right to charge the customer for replacement or repair. In this case Medithera AG will inform the customer in advance.

Useful information

Please take some time to complete this section below. This information is required if questions should arise concerning the medithera medical device.

medithera home	
Serial number:	
Purchase date:	
Sales organisation:	

Editor Medithera Medizinische Systeme AG · Höhn

No reproduction, transmission, distribution or storage of the content of this product is allowed, neither wholly nor partially, without the previous written consent of Medithera AG.





Medithera Medizinische Systeme AG

Lindenstraße 22 · D-56462 Höhn

Telephone +49(0)2661.95 00 78

Facsimile +49(0)2661.95 03 38

info@medithera.com www.medithera.com